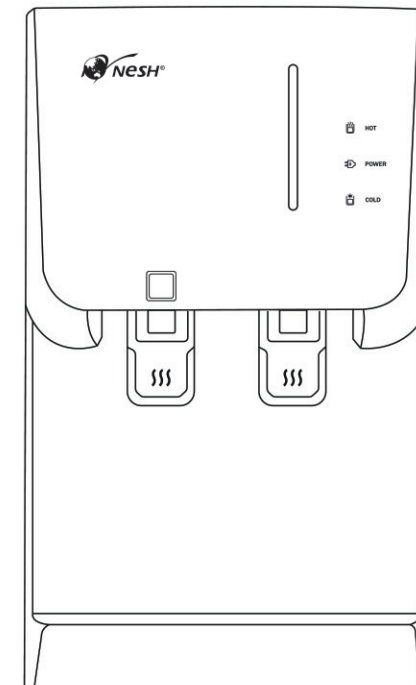




NESH[®]
Sejuk **Table Top**
Hot & Cold Water Purifier
Model: EM2022

User Guide

Please read this user guide carefully before usage.
Kindly retain for future reference.



NESH MARKETING SDN BHD

(256765-A)

12, Jalan Puteri 4/2, Bandar Puteri, 47100 Puchong, Selangor, Malaysia.

Tel: 03-8060 3668 Fax: 03-8060 3778

E-mail: info@nesh.com.my website: www.nesh.com.my

Contents

Dear NESH Valued Customer:

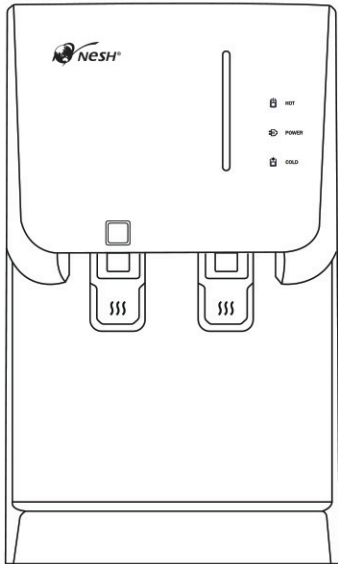
Thank you for choosing our product. Please read this user guide carefully for safe and effective use of the product.

In order to maintain best hot & cold water consumption quality, we strongly recommend to replace the filter regularly according to the replacement cycle, so that you can enjoy safe, clean and healthy drinking water 24/7.

Product Specification01
Product Structure02
Safety Precautions02
Product Usage and Maintenance03
Filter Replacement05
Limited Warranty06
Terms & Conditions06

Disclaimer:

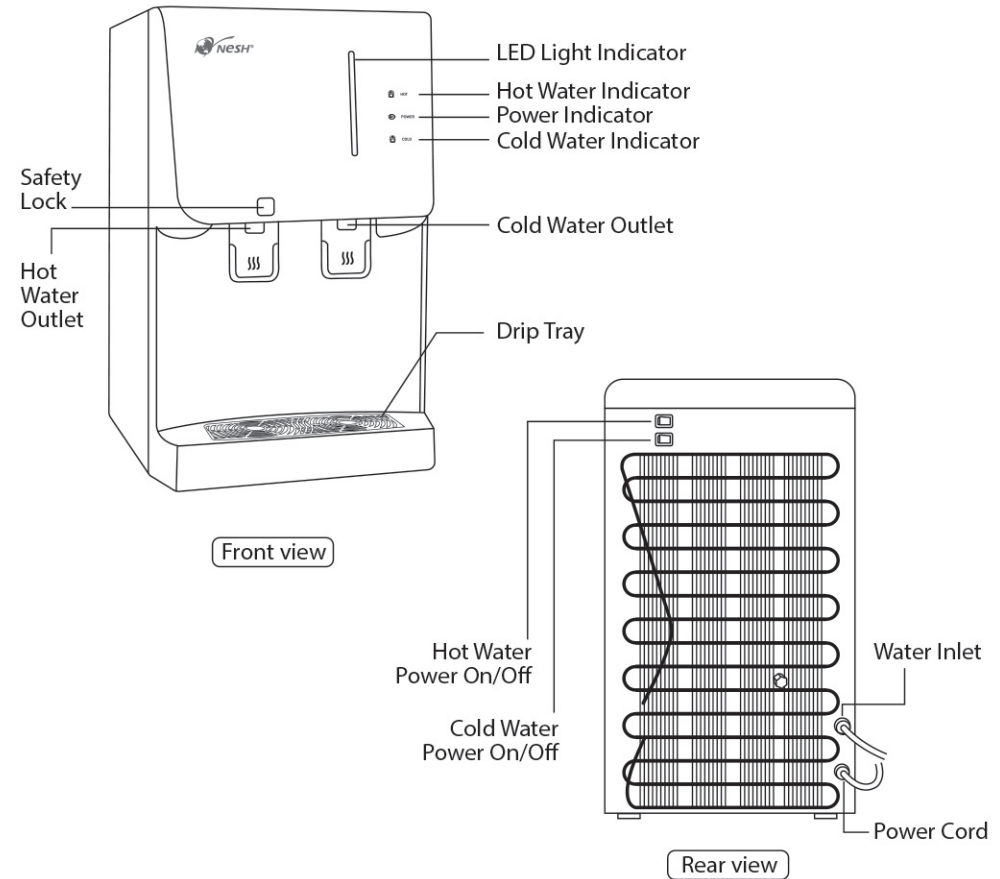
The contents of this user guide have been carefully checked. The company reserves the right to explain for any mistake and/or omission in print or misunderstanding of the contents. In addition, any technical improvement will be updated in the revised version without prior notice. With a view to constantly improving our products, we reserve the right to make any changes in their technical, program or aesthetic features connected with their technical evolution.



Product Specification

Model	: EM2022
Weight	: 21kg
Dimension (mm)	: 310 x 322 x 520mm
Power Consumption	: Hot 470W, Cold: 0.8-0.9A
Voltage	: 220-240V~50/60Hz
Water Tank Capacity	: 1.5 Litres (Hot), 3 Litres (Cold)

Product Structure



Safety Precautions

Please comply with the safety measures stated in this user guide for personal and property safety. Do not carry out any operation without going through thoroughly this user guide.

Icon Description



Warning

Operation errors may cause serious personal injury and property damage



Precaution

Be alert for matters related to installation, usage and maintenance

Safety Precautions



Warning

1. This product must be installed in a dry cool place, avoid direct sunlight, flammable materials, heating surface, high temperature and water splashing areas.
2. Place the product on firm and sturdy surface and keep it out of reach of children.
3. Keep the product at a distance of at least 30cm away from the wall.
4. Do not place the product on other electrical products.
5. Do not place foam, cardboard or similar materials underneath the product, this is to avoid electric leakage as a result of water accumulation.
6. Do not squeeze, temper or collide the product during its transportation, installation or operation. This is to avoid product damage.
7. Do not pull the power cord when moving this product. Do not coil the power cord around the product during operation.
8. Do not use mechanical devices or other means to accelerate the defrosting process, other than authorised personnel.
9. Keep the ventilation outlets, in the product enclosure or in the built-in structure, clear of obstruction.
10. Do not damage the refrigerant circuit.
11. Do not allow children to play with this product.
12. Installation, maintenance, repair and replacement of parts shall be done by NESH CARE Team only to avoid hazard.
13. Do not discard the product with household waste but recycling centre as to protect the environment.

Product Usage and Maintenance



Precaution

1. Usage of the product by children and the disabled must be under proper supervision.
2. The power plug must be properly grounded, and the current must be equal or greater than 10A or it may cause fire hazard.
3. Hold on to the 3-pin plug instead of the power cord to unplug. Do not extend the power cord to avoid fire hazard.
4. Make sure the power outlet has sufficient voltage capacity as to avoid short circuit.
5. Make sure the voltage of the power supply matches the product specification.
6. Do not immerse the power cord into any liquid.

Product Usage and Maintenance

7. Do not touch the water outlet as to avoid burn injury.
8. Turn off and unplug the power outlet when there is water or electric leakage. Do not attempt to repair. Contact immediately NESH CARE Team for service.
9. Do not turn off the water tap while in operation. Dry boil is strictly prohibited.
10. Unplug the power outlet when not in use or during cleaning of the product.
11. Do not allow children to clean and maintain this product.
12. Use only NESH genuine parts for maintenance.
13. If there is fire hazard, cut off the power supply immediately and follow up with fire extinguishing action.

Note: The maximum inlet water pressure: 392kPa

First Consumption

Observe the following for the first or use again after long period of storing the product:

1. The product is in standby mode when the power supply is turned on.
2. After the power is turned on:
 - Hot water can be consumed after around 5 minutes.
 - Cold water can be consumed after around 30 minutes.
3. Dispense and discard a cup of hot water and cold water each to ensure the water is well served.

How to Dispense

Cold Water

- Hold the cup and push towards the cold-water dispenser valve to dispense.

Hot Water

- Hold the cup and push towards the hot-water dispenser valve.
- Press the Safety Lock to dispense.

Note: When the water level drops to the minimum level, the water purifier will automatically refill the water tank.

Cleaning the Product

Please clean the product regularly to maintain its cleanliness and hygiene.

1. Always unplug the power cord before cleaning the product to avoid hazard.
2. Do not use any chemical cleaning agents to clean the product to avoid discoloration.
3. Do not spray water directly onto the product.
4. Do not rinse or immerse the product in the water.

Product Usage and Maintenance

Steps:

1. Turn off the switch and unplug the power cord.
2. Wipe the surface of the product with a soft damp cloth.
3. Remove and clean the drip tray with mild cleaning product. Wipe dry before putting it back into its place.
4. After cleaning, dry the product completely before connecting to the power.

Storing the Product

Please do the following before storing the product:

1. Dispense the remaining water in both hot & cold water tanks completely.
2. Use the packaging supplied by NESH to keep and protect the product from dust and dirt.

Filter Replacement

Filter Cartridge	Functions	Replacement Cycle
Filter 1	- Removes mud and sand	Every 6 months
Filter 2	- Removes chlorine and other harmful chemicals - Removes harmful bacteria and algae	Every 12 months
Filter 3	- Mild alkaline suitable for drinking - Breaks down water molecules for faster absorption	Every 36 months

Note:

- Filter cartridge lifespan and its replacement cycle depend on the quality, pressure and temperature of the input water.
- Filter cartridge lifespan is defined as per standard lab test condition.
- Please replace the filter cartridges periodically according to the filter replacement cycle. Extended use of the filter than the recommended period may deteriorate the water quality.

Filter Replacement Instructions

1. Turn off both hot and cold water switches at the back of the water purifier.
2. Turn off the water valve.
3. Switch off and unplug the power cord.
4. Disconnect the water inlet tube to release the water pressure.
5. Dispense all the hot and cold water from the water tanks.
6. Loosen the top cover from the rear.
7. Replace filter cartridge and make sure the outlet and inlet tubing are connected correctly.
8. Turn on the water valve.
9. Plug in the power cord and switch on.
10. Check and make sure there is no water leakage.

Filter Replacement

11. Tighten the top cover.
12. When the booster pump stops indicating the water tank is full. Turn on both hot and cold water switches from the rear.
13. Dispense and discard a cup of hot water and cold water each to ensure the water is well served.

Should you need further assistance:



Scan the above QR code for more guidance.



Alternatively, contact our NESH CARE Team
03-8060 3668

Limited Warranty

1. NESH Marketing Sdn. Bhd. warrants that this NESH product and/or its genuine NESH part/accessory is free from defects in material and workmanship at the time of its original purchase by a consumer.
2. If during the warranty period, this product fails to operate under normal use and service due to defects in design, materials and workmanship, NESH authorised distributors or service partners will at their option, either repair or replace the product in accordance with the terms and conditions stipulated herein.
3. NESH and its service partners reserve the right to charge a handling fee if a returned product is found not to be under warranty according to the conditions below.

Terms & Conditions

1. This warranty is valid for the original proof of purchase issued to the original purchaser for this product by a NESH Authorised dealer. NESH reserves the right to refuse warranty service if this information has been removed or changed after the original purchase of the product from the dealer.
2. This warranty does not cover any failure of the product due to normal wear and tear, or due to misuse, including but not limited to use in other than the normal and customary manner, in accordance with the NESH instructions for use and maintenance of the product, nor does this warranty cover any failure of the product due to accident, hardware modification or adjustment, acts of God or damage resulting from shock and impact.
3. This warranty does not cover product failures caused by installations, modifications, repair or opening of the product performed by non-NESH Authorised personnel.
4. This warranty does not cover product failures which have been caused by use of accessories or other peripheral devices which are not NESH or NESH branded original accessories intended for use with the product.
5. There are no expressed warranties, whether in written or oral, other than this printed limited warranty.