



Smart Tap



NESH MARKETING SDN BHD

(199301002028)

12, Jalan Puteri 4/2, Bandar Puteri, 47100 Puchong, Selangor, Malaysia.


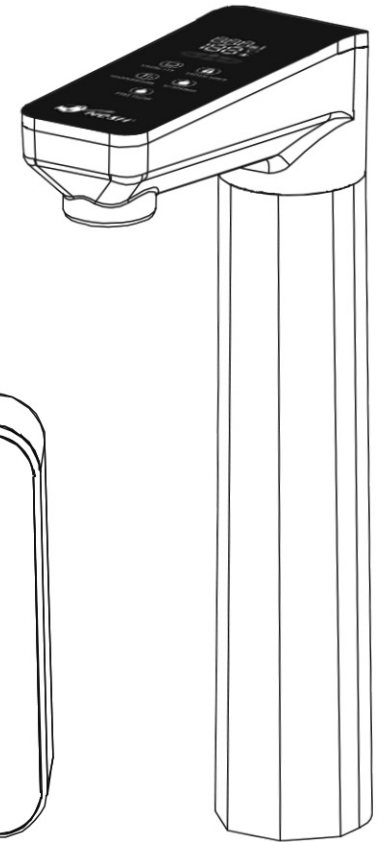
Tel: 03-8060 3668

E-mail: info@nesh.com.my Website: www.nesh.com.my

Facebook: NESH Malaysia Instagram: neshmalaysia

User Manual Model: TP2024

Please read this user manual carefully before usage. Kindly retain for future reference.



Contents

Dear NESH Valued Customer:

Thank you for choosing our product. Please read this user manual carefully for safe and effective use of the product. NESH Smart Tap is a smart drinking water product that is healthy and safe. At the same time, the product can dispense hot water at different temperatures to meet the optimal brewing requirements for a variety of drinks and improve the quality of life.

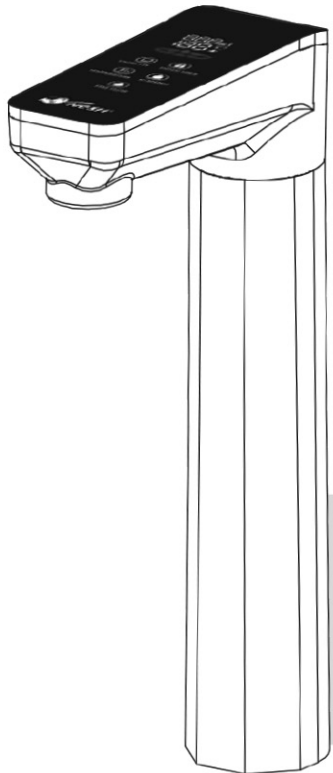
Product Specification01
Product Structure02
Product Features02
Safety Precautions03
Product Usage04
Cleaning & Maintenance05
Troubleshooting06
Limited Warranty07
Terms & Conditions07

Disclaimer:

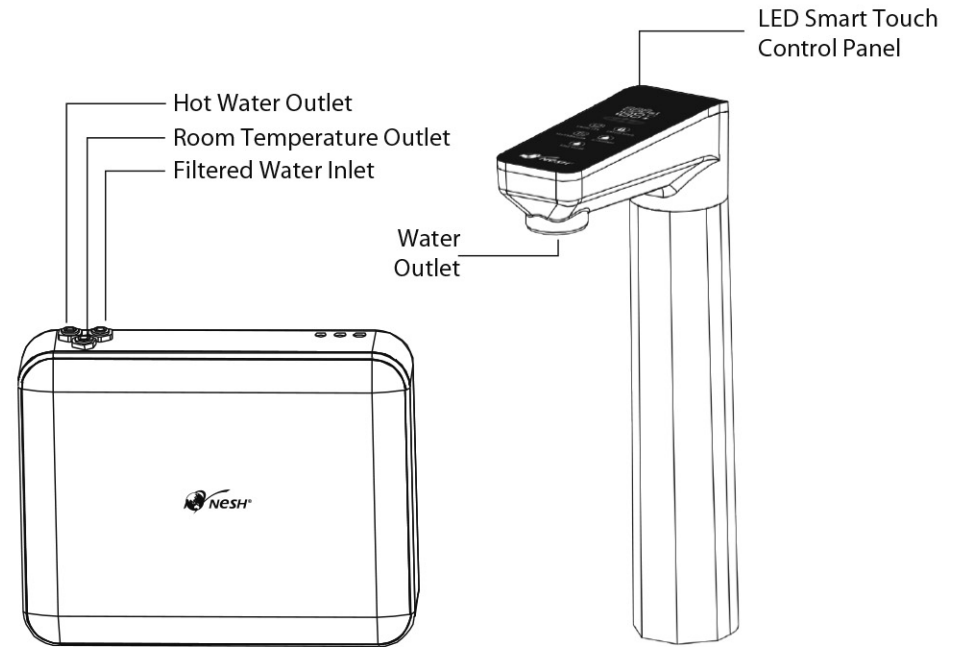
The contents of this user manual have been carefully checked. The company reserves the right to explain for any mistake and/or omission in print or misunderstanding of the contents. In addition, any technical improvement will be updated in the revised version without prior notice. With a view to constantly improving our products, we reserve the right to make any changes in their technical, program or aesthetic features connected with their technical evolution.

Product Specification

Model : TP2024
Rated Voltage : 220-240V~50/60Hz
Rated Power : 2000W-2400W
Dimension : 162 x 54.5 x 300 mm (Smart Tap)
321 x 77 x 256 mm (Housing)



Product Structure



Product Features

- **Fast** : It only takes 3-5 seconds to dispense hot water, ready to drink instantly without the need for pre-heating or insulation.
- **Energy-Saving** : It heats up only when dispense, heating the exact amount of water needed to avoid waste, saving energy and promoting environmental protection.
- **Safe** : Keep human contact away from electrified components, ensuring safe operation.
- **Quality** : Smart selectable temperature setting, designed to meet different needs such as brewing coffee, tea, honey or making baby milk. 95°C is for Puer tea, 85°C for coffee or green tea, 75°C for lemon water, 45°C for making baby milk, and 25°C is room temperature.
- **User-Friendly** : Smart selectable capacity to dispense water, for convenience and avoid wastage.

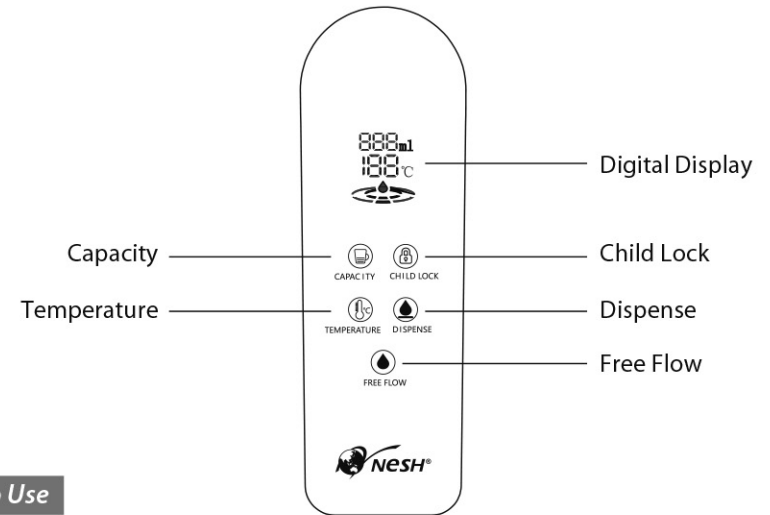
Safety Precautions

To safely use the product and avoid unnecessary electric shocks and hazards, please observe the following:

- Do not continue using this product if the power cord, socket, or any other electrical components are damaged, or if any malfunction occurs. Contact the NESH CARE Team immediately.
- The smart faucet must be installed on a flat tabletop or sink surface. Do not place the main unit upside down or tilt it more than 15 degrees (there is an inner tank).
- Keep the power cord plug and connection port away from water and do not immerse this product in water or any other liquid to prevent electric shock.
- This product is not for outdoor use.
- Do not use any accessories not approved by the manufacturer to prevent accidents.
- Children or persons with disabilities should not operate this product without guidance or supervision.
- Do not place this product near high-temperature gas or electric stoves to prevent accidents.
- Do not insert metal sheets or other conductive materials into the product to prevent fire or short circuit.
- In case of water or electrical leakage, immediately turn off the power, unplug the power cord, and contact the NESH CARE Team for assistance. Do not attempt to repair it yourself.
- The power cord of this product is a Y-type connection and should only be replaced by professionals. Do not attempt to replace it yourself.
- The interconnecting soft wire of this product is a non-detachable component. To avoid danger, do not attempt to replace it yourself.
- When this product requires repair due to malfunction, do not use any accessories not approved by the manufacturer.

Product Usage

LED Smart Touch Control Panel



How to Use

POWER ON

After connecting to the power source, all lights will turn on for 1 second and then enter standby mode. The default setting for temperature is 25°C, for capacity is 250ml without display, and all 5 buttons will be light on.

CAPACITY

Touch the "Capacity" button to select the preferred water volume: 250ml, 500ml or 999ml. Repeat to cycle through the options.

TEMPERATURE

Touch the "Temperature" button to select the preferred temperature: 25°C, 45°C, 75°C, 85°C or 95°C. Repeat to cycle through the options.

CHILD LOCK

Long press "Child Lock" button for 3 seconds to dispense hot water for 45°C, 75°C, 85°C or 95°C. After 10 seconds of inactivity, the product will enter Child Lock mode for safety purposes.

DISPENSE

Touch the "Dispense" button to dispense water. Touch again to stop dispensing.

FREE FLOW

"Free Flow" is only for 25°C. Touch the "Free Flow" button to dispense continuously, up to 30 minutes. Touch again to stop dispensing.

STANDBY MODE

The product enters Standby Mode after 2 minutes of inactivity. The Child Lock light remains on constantly, while all other lights turn off. Press any button to activate the operation.

WATER SHORTAGE PROTECTION

After each power disconnection, the first dispensing of hot water will begin with 10 seconds of room temperature water, followed by hot water.

Product Usage

Safety Instructions

- When using this product for the first time, it is necessary to make a cup of water at 25°C to allow the product to adjust to the inlet water temperature.
- This product can only heat up water that is connected to the Smart Tap.
- Do not connect this product to any liquid other than regular drinking water.
- The power plug used for this product must be properly grounded, with a current $\geq 10A$. Failure to do so may result in overheating of the power cord and potential fire hazards.
- In the event of a fire, immediately cut off the power to this product and take appropriate fire extinguishing measures.
- The water output temperature of 25°C corresponds to the temperature of normal tap water and the inlet water. As the inlet water temperature rises or falls, the water output temperature of 25°C will also rise or fall accordingly.
- Do not turn on the product if it is not properly placed.
- If the product is not in use for an extended period, please turn off the power and unplug the power cord. Before the next use, dispense a cup of 250ml water to clean the piping.

The following occurrences are normal during use, please use at ease:

- There may be sound of the water pump during the heating process.
- The dry-boil protection device will automatically alert in the event of dry boiling.

Cleaning & Maintenance

Cleaning Instructions

- Before cleaning, please turn off the power and unplug the power cord.
- Use a soft damp cotton cloth for wiping.
- Do not immerse this product in water for cleaning.
- Avoid using organic solvents such as gasoline to wipe this product to prevent surface discoloration.
- Do not rinse this product with water or clean it with splashing water.
- Avoid tapping or rubbing the surface or edges of this product with abrasive cloth to prevent damage.

Troubleshooting

Conditions	Possible Causes	Possible Solutions
Product does not operate	The power plug is not plugged in properly	Plug in the power plug properly
	Product is in Child Lock mode	Release Child Lock mode
Smart Tap does not display	Signal cable not properly connected	Check if the signal cable between the Smart Tap and the main unit is properly connected
No water comes out when pressing the dispensing button after powering on	Shortage of water	Check if the water filter is functioning properly and ensure that the filtered water outlet is dispensing water normally
The hot water is not heating up	Heating wire is not properly connected	Check if the heating power cord between the Smart Tap and the main unit is properly connected
Unusual taste	Piping is not cleaned	Clean the waterway or change the water source
	Strong odour in the environment	Do not use the product in environment with strong odours, and do not use water of poor quality or water with odours

Should you need further assistance:



Scan the QR code for more guidance.



Alternatively, contact our NESH CARE Team
03-8060 3668

Limited Warranty

1. NESH Marketing Sdn. Bhd. warrants that this NESH product and/or its genuine NESH part/accessory is free from defects in material and workmanship at the time of its original purchase by a consumer.
2. If during the warranty period, this product fails to operate under normal use and service due to defects in design, materials and workmanship, NESH authorised distributors or service partners will at their option, either repair or replace the product in accordance with the terms and conditions stipulated herein.
3. NESH and its service partners reserve the right to charge a handling fee if a returned product is found not to be under warranty according to the conditions below.

Terms & Conditions

1. This warranty is valid for the original proof of purchase issued to the original purchaser for this product by a NESH Authorised dealer. NESH reserves the right to refuse warranty service if this information has been removed or changed after the original purchase of the product from the dealer.
2. This warranty does not cover any failure of the product due to normal wear and tear, or due to misuse, including but not limited to use in other than the normal and customary manner, in accordance with the NESH instructions for use and maintenance of the product, nor does this warranty cover any failure of the product due to accident, hardware modification or adjustment, acts of God or damage resulting from shock and impact.
3. This warranty does not cover product failures caused by installations, modifications, repair or opening of the product performed by non-NESH Authorised personnel.
4. This warranty does not cover product failures which have been caused by use of accessories or other peripheral devices which are not NESH or NESH branded original accessories intended for use with the product.
5. There are no expressed warranties, whether in written or oral, other than this printed limited warranty.